




# ETMONO DECO

Indoor Catalogue



about us

# ETMONO DECO


Distinctive attributes of ETMONO deco created lighting fixtures - poetic forms with marvelous shadows.

Using sophisticated forms of nature and the surrounding environment (architecture, works of art) and combining them with indirect light, reflected from the surface, we create a very special atmosphere for home and commercial spaces.

Decorative JMP GROUP light fixtures are best used in the creation of cozy and warm atmosphere. Selection of light fixtures of different diameter (ranging from 6 to 140 cm), solutions can be found for lighting and decoration of both large and small spaces. Due to a special design, each product is foldable, thus can be easily transported and stored. This allows using lighting fixtures not only for permanent indoor lighting or decoration, but also for the creation of festive mood on different occasions.

ETMONO deco is our trademark registered especially for decorative lights and lamps.





wall/table/shelf

- NORTH 108
- NORTH 111
- NORTH 306
- NORTH 406
- NORTH 208

NORTH | 108





NORTH | 108 | wall/table/shelf

size available                      Ø 49 cm

installation  
power: ~230 V AC, 50-60 Hz  
lamp: E14, max 9W energy saving, candle type  
Details for assembling and mounting - included in package










## NORTH | 111 | wall/table/shelf

size available      Ø 100 cm   Ø 120 cm   Ø 140 cm

installation  
 power: ~230 V AC, 50-60 Hz  
 lamp: E27, max 13W LED and E14 9W max, energy saving bulb  
 Details for assembling and mounting - included in package







## NORTH | 306 | wall/table/shelf

size available                      Ø 50 cm    Ø 80 cm

installation  
power: ~230 V AC, 50-60 Hz  
lamp: E27, max 13W LED  
Details for assembling and mounting - included in package






## NORTH | 406 | wall/table/shelf

size available                      Ø 70 cm

installation  
power: ~230 V AC, 50-60 Hz  
lamp: E27, max 13W LED  
Details for assembling and mounting - included in package





## NORTH | 208 | wall/table/shelf

size available      Ø 70 cm

installation  
power: ~230 V AC, 50-60 Hz  
lamp: E14, max 9W energy saving, candle type  
Details for assembling and mounting - included in package



# CHRISTMAS TREES


hanging/table/shelf

LAPLAND 215

LAPLAND 115


RONDO 104

LAPLAND 310



LAPLAND 215





## LAPLAND | 215 | table/shelf

height 35 cm 67 cm

installation  
power: ~230 V AC, 50-60 Hz  
lamp: E14, max 9W energy saving, candle type  
Details for assembling and mounting - included in package





## LAPLAND | 115 | table/shelf

height 35 cm 75 cm

installation  
power: ~230 V AC, 50-60 Hz  
lamp: E14, max 9W energy saving, candle type  
Details for assembling and mounting - included in package





## RONDO | 104 | hanging/table/shelf

height 50 cm

installation  
power: ~230 V AC, 50-60 Hz  
lamp: E14, max 9W energy saving, candle type  
Details for assembling and mounting - included in package





## LAPLAND | 310 | table/shelf

height 40 cm

installation  
power: ~230 V AC, 50-60 Hz  
lamp: E27, max 13W LED  
Details for assembling and mounting - included in package



# CHRISTMAS TREE DECORATIONS

hanging/table/shelf

BALL 115

BALL 415

BALL 215

BALL 315

LAPLAND 115

LAPLAND 215

CONE 115

BALL 115





BALL | 115 | hanging/table/shelf

size available      Ø 6 cm    Ø 10 cm    Ø 15 cm    Ø 60 cm

Details for assembling and mounting - included in package





## BALL | 415 | hanging/table/shelf


size available

Ø 15 cm

Details for assembling and mounting - included in package







## BALL | 215 | hanging/table/shelf

size available      Ø 21 cm    Ø 70 cm

Details for assembling and mounting - included in package





BALL | 315 | hanging/table/shelf

size available

Ø 15 cm

Details for assembling and mounting - included in package





LAPLAND

115


hanging/table/shelf

height

17 cm

Details for assembling and mounting - included in package






## LAPLAND | 215 | table/shelf

height 27 cm

Details for assembling and mounting - included in package





CONE | 115 | hanging/table/shelf

height 10 cm

Details for assembling and mounting - included in package





SNOWFLAKES

hanging/table/shelf

MEGANE 109

NATURE 107

URSALIGHT 109

NATURE 206

NATURE 308

DORADO 308

DORADO 208

DORADO 108

MEGANE | 109





## MEGANE | 109 | hanging/table/shelf

size available                      Ø 40 cm   Ø 60 cm   Ø 70 cm


installation

power: ~230 V AC, 50-60 Hz

lamp: E14, max 9W energy saving, candle type

Details for assembling and mounting - included in package





## NATURE | 107 | hanging/table/shelf

size available

Ø 43 cm


installation

power: ~230 V AC, 50-60 Hz

lamp: E14, max 9W energy saving, candle type

Details for assembling and mounting - included in package





## URSALIGHT | 109 | hanging/table/shelf

size available      Ø 25 cm    Ø 40 cm    Ø 60 cm

installation

power: ~230 V AC, 50-60 Hz

lamp: E14, max 9W energy saving, candle type

Details for assembling and mounting - included in package






## NATURE | 206 | hanging/table/shelf

size available      Ø 40 cm    Ø 60 cm

installation  
power: ~230 V AC, 50-60 Hz  
lamp: E14, max 9W energy saving, candle type  
Details for assembling and mounting - included in package





## NATURE | 308 | hanging/table/shelf

size available      Ø 40 cm    Ø 60 cm

installation

power: ~230 V AC, 50-60 Hz

lamp: E14, max 9W energy saving, candle type

Details for assembling and mounting - included in package





## DORADO | 308 | hanging/table/shelf

size available      Ø 60 cm

installation  
power: ~230 V AC, 50-60 Hz  
lamp: E14, max 9W energy saving, candle type  
Details for assembling and mounting - included in package





DORADO | 208 | hanging/table/shelf

size available

Ø 40 cm


installation

power: ~230 V AC, 50-60 Hz

lamp: E14, max 9W energy saving, candle type

Details for assembling and mounting - included in package





## DORADO | 108 | hanging/table/shelf

size available                      Ø 34 cm   Ø 40 cm   Ø 60 cm

installation  
power: ~230 V AC, 50-60 Hz  
lamp: E14, max 9W energy saving, candle type  
Details for assembling and mounting - included in package





In package included details for assembling and mounting



FOR INDOOR USE ONLY



DOUBLE INSULATED PRODUCT

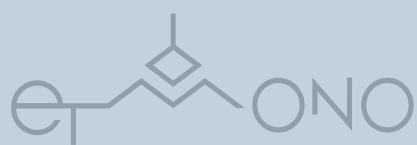


MADE IN LITHUANIA



EU





Tel: +370 61851818  
+370 68650555

[www.etmono.com](http://www.etmono.com)  
[info@etmono.lt](mailto:info@etmono.lt)

Manufacturer  
UAB "JMP group"  
Etmonų str. 4  
01305 Vilnius  
Lithuania

[www.etmonodeco.com](http://www.etmonodeco.com)